

# FAMILIA NOVA HV 220V: NOVA HV2

## Información adicional

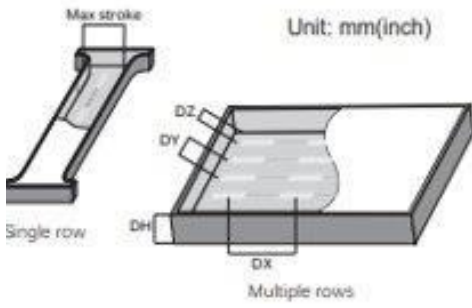


- AC220V input, save power supply cost.
- High efficiency SMD2835 LED.
- Constant current driver ensuring a string of module working stably.
- 170-degree beam angle
- Aluminum pcb with excellent heat dissipation 3 years warranty.
- Suitable for 3-10" back-lighting lightbox.

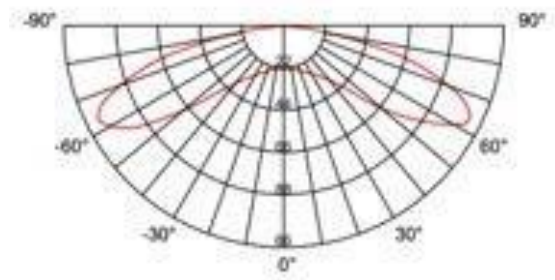
## Especificaciones

<b>Dimension</b>	58*19*8.3mm(2.28*0.75*0.33")
<b>Power</b>	1W±10%
<b>Working voltage</b>	AC 220V
<b>Driving mode</b>	Constant current
<b>Center distance</b>	161mm (6.34")
<b>Cascading</b>	50pcs
<b>Working temp</b>	-40~+60°C/-13~+140°F
<b>Storage temp</b>	-40~+70°C/-13~+158°F
<b>IP grade</b>	IP65

## Instalación



## Distribución de la luz

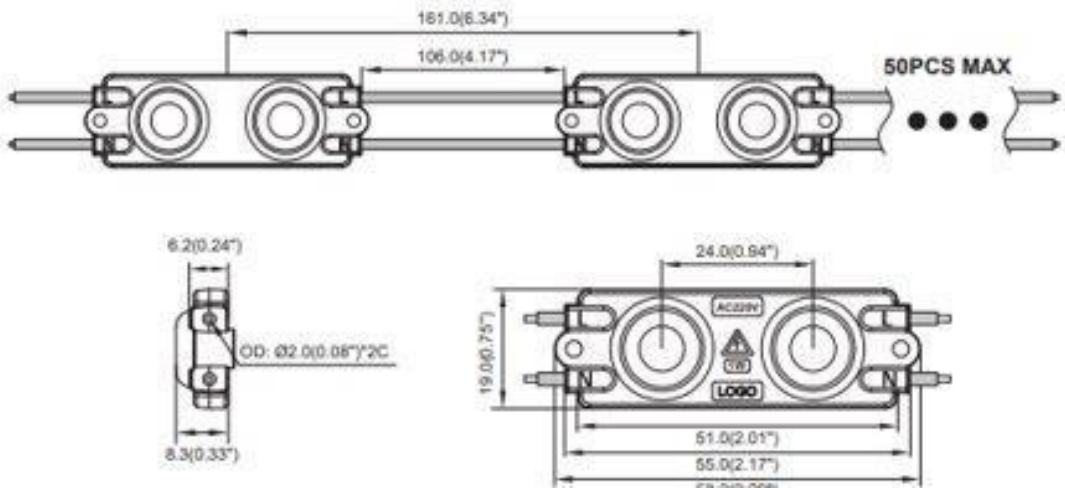


## Características fotoeléctricas

Color	CCT	Efficiency	Lumen	Bin code
WW	3000K±5%	85 lm/W	85 lm	A317
W	6500K±5%	90 lm/W	90 lm	A617

## Dibujos de perfil

Unit: mm(inch)



## Empaquetado

Carton size	Qty/bag	Qty/carton	Gross weight	Net weight
530*375*275mm	100pcs	1200pcs	17.3kg	15.4kg

## Dibujos de perfil

Depth DH	Horizontal space DX	Max stroke DY (Single row)	Row spacing DY (Multiple rows)	Surface illumination
76.2(3")	161(6.34")	203.2(8")	152.4(6")	2000lux
101.6(4")	161(6.34")	254(10")	203.2(8")	1800lux
127(5")	161(6.34")	355.6(14")	254(10")	1600lux
152.4(6")	161(6.34")	406.4(16")	304.8(12")	1400lux
203.2-254(8-10")	161(6.34")	508(20")	406.4(16")	800-1200lux