

Model: JLV-12048A / JLV-24048A Constant voltage 12V/24V
Constant voltage AC/DC ADAPTER: 12V 4A 48W / 24V 2A 48W

















Size: 118*50*32mm

Specification	JLV-12048A	JLV-24048A
Input Voltage	100~250V AC	
Input Frequency Range	47~63Hz	
Input Ampere	0.45A@220VAC Max.	0.42A@220VAC Max.
Input Inrush Current	30A@220VAC Max.	
Input Leakage Current	5mA@220VAC Max.	
Output Voltage	12V	24V
Output Current	4A	2A
Output Power	48W	
Setup Time	1500ms@220VAC	
Efficiency (Typ.)	>83%	
Ripple & Noise (max.)	<500mV	
Line regulation	<2%	
Load regulation	<1%	
Withstand Voltage	I/P-O/P: 3.75KVAC I/P-GND: 1.5KVAC	
Isolation Resistance	I/P-O/P: 100M ohms /500VDC/25°C 70%RH	
Working Environment	-20~50 °C 20%~92% RH	
Storage Environment	-40~80 °C 10%~95% RH	
IP Rate	IP50	
Short circuit protection	YES, Hiccup mode	
Overload protection	YES, Voltage drop mode	
Net Weight	225g	
Dimension(mm)	118*50*32mm	
Plug Available	Refer the right chart	

Features:

1. Compact size
2. High efficiency professional IC for LED
3. Wide input range (100~250VAC)
4. Stable constant voltage output
5. Fully Sealy IP50
6. 100% burn-in tested.
7. Super cooling design, long life span
8. Overload/short circuit protection
9. Proven reliable quality

Plugs Available:

Type	Plug Shape adapter	Outlet Type
TypeC		
TypeB		
Type B3		
Type SE		
Type BF		
Type A		
Type 0		

** Individual box packing*